



## Student Voice

Our new Student Voice features enable schools to include a student-written comment on a COURSE and/or SUMMATION report section within a Report Period.

- Settings are provided to enable or disable Student Voice by Form.
- An interface is provided within the student portal where students can enter their student voice comment/s.
- Teachers can view, edit, format and then lock entries made by students within the Academic Reports Detail screens.
- New print variables are provided to render Student Voice comments on the Academic Report.

## Structured by Report Period

Although a student's Class membership (and therefore Course participation) usually lasts for an Academic Year, Student Voice entries are structured by Report Period. For each Report Period a student is part of throughout the year, an opportunity for a student to make Student Voice comments is provided.

## Setup - Edumate Settings>Portal Settings

**Edumate Settings** SAVE

General Settings   Custom CSS and Javascript   Finance Settings   **Portal Settings**   Communication Settings

Student Timetable and Current Classes display  
Use this toggle to show or hide student timetable and current classes data in Student and Parent Portals  
 Show    Hide

Form	Average	Rank	Graph	Weighting	Mark	Reflections Student	Reflections Parent	Student Voice
Automation Purpose	<input type="checkbox"/>	<input type="checkbox"/>	None	<input type="checkbox"/>	<input type="checkbox"/>	Show Results Ah	Show Results Ah	Both
Year 1	<input checked="" type="checkbox"/>	<input checked="" type="checkbox"/>	Box and Whiskei	<input checked="" type="checkbox"/>	<input checked="" type="checkbox"/>	Show Results Ah	Show Results Ah	Both
Year 10	<input checked="" type="checkbox"/>	<input checked="" type="checkbox"/>	Box and Whiskei	<input checked="" type="checkbox"/>	<input checked="" type="checkbox"/>	Show Results Ah	Show Results Ah	Summation
Year 11	<input checked="" type="checkbox"/>	<input checked="" type="checkbox"/>	Box and Whiskei	<input checked="" type="checkbox"/>	<input checked="" type="checkbox"/>	Show Results Af	Show Results Ah	Course
Year 12	<input checked="" type="checkbox"/>	<input checked="" type="checkbox"/>	Grade Distributi	<input checked="" type="checkbox"/>	<input checked="" type="checkbox"/>	Show Results Af	Show Results Af	Course

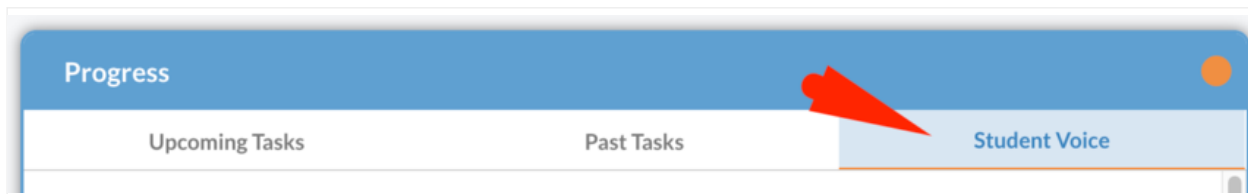
Go to Classic>Setup>Edumate Settings>Portal Settings.

Select the Student Voice scope for each Form. Options are:

- <EMPTY> - student voice is not active or visible.
- SUMMATION - student voice is enabled for SUMMATION - one single student comment per report.
- COURSE - student voice is enabled for COURSES - student can make a comment in each of their courses being reported.
- BOTH - both SUMMATION and COURSE student voice is enabled.

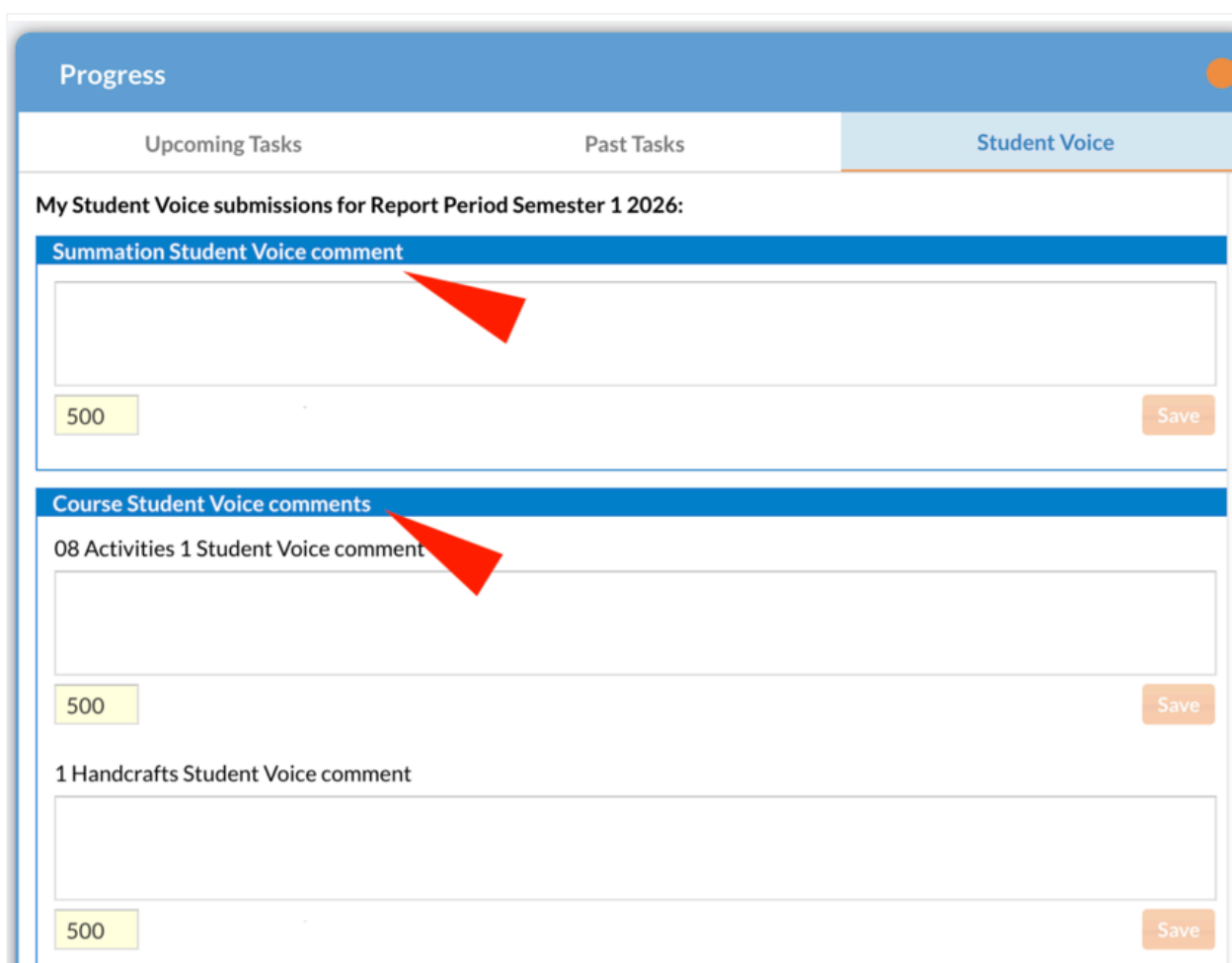
## The Student Experience

If a student is enrolled in a Form that has Student Voice enabled, they will see a new tab in their Progress Portlet.



What is displayed for the student is dependent on the scope set:

- SUMMATION - the student will have an input box linked to their Tutor / Roll Class.
- COURSE - the student will have an input box linked to each of their courses that have been INCLUDED (not excluded) in the Manage Report Periods.



Character limit is 500. Keeping this reasonably short seems appropriate for student comments - it also will help when designing your print template to display this data.

Each comment is saved individually by the student. They do not have to do all of them at once.

The student can return and edit their comments over time, until their teacher locks the comment in Write Reports. (See "The Teacher Experience".)

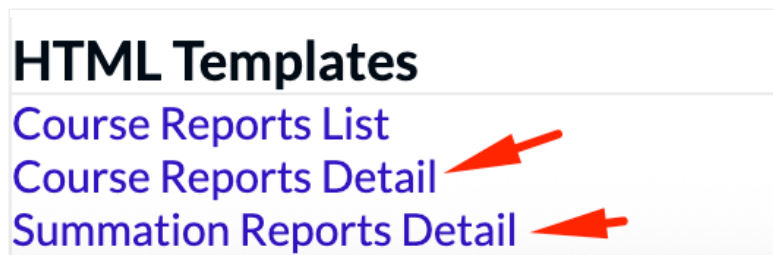
Incorrect spelling will be indicated by a red wiggly line, courtesy of most modern browsers. We also recommend browser-level implementation of engines like "Grammarly" to enhance editing of comments.

Students can only enter plain text. However, in the teacher screens, the use of paragraphing, bullet points and numbered lists will be included when released (soon).

## The Teacher Experience

### Configuring Write Summation Reports Detail and Write Course Reports Detail screens

The teacher interface for Summation and Course Reports is controlled by the school, using HTML Templates. These are configured in Manage Report Periods>Report Templates.



To display and edit Student Voice Comments, you need to enter new screen variables to the applicable template/s.

```
{{SUMMATION_STUDENT_VOICE_EDIT}}
```

*Screen Templates only. Works in Summation Reports Detail screen. Provides view, edit and lock capability of student voice comments.*

Some sample HTML:

```
<tr>
  <td class="mainBodyHeading">Student Overall Reflection</td>
</tr>
<tr>
  <td>{{SUMMATION_STUDENT_VOICE_EDIT}}</td>
</tr>
```

### Summation Report

#### Student Overall Reflection

I think I have worked pretty hard and consistently this Semester. I've put extra effort into my less favourite classes, to improve my overall scores.

Check Spelling
345
 Lock Comment

{{COURSE\_STUDENT\_VOICE\_EDIT}}



Screen Templates only. Works in Course Reports Detail screen. Provides view, edit and lock capability of student voice comments.

Some sample HTML:

```
<tr>
  <td class="mainBodyHeading">Student Course Reflection</td>
</tr>
<tr>
  <td>{{COURSE_STUDENT_VOICE_EDIT}}</td>
</tr>
```

### Student Course Reflection

Even though I really don't like Maths much, I've been able to improve my results this Semester. Maybe in time, my attitude will improve too.

Check Spelling
359
 Lock Comment

### Using Student Voice for the teacher

From the Write Course Reports>Course Report Detail screen, the teacher will now be able to view, edit and lock the student's comment, ready for inclusion in the Academic Report.

Edumate's Check Spelling has been enabled on this teacher interface.

Saving of changes made occurs within the normal SAVE process for the Course Report record. Don't forget to save!


### Lock Comment

This feature is used by the editing teacher to prevent any further changes by the student after they have processed the student submission, ready for publication.

Student view of locked comment:

**1 Handcrafts Student Voice comment (Locked)** ←

Even though I really don't like Maths much, I've been able to improve my results this Semester. Maybe in time, my attitude will improve too.

359
→

Save

### Timing and Workflow

Unlike Personal learning Goals, where the student can only make one submission once - then the record is locked - a student CAN amend their Student Voice comment as the Report Period progresses. If the school wishes to "compress" the time for students to make Student Voice comments, we suggest you enable Student Voice "just in time", then review and lock the records soon after. Otherwise, leave the student to do as they wish until you review and lock their comment.

### Print Variables

The two new print variables for Student Voice work in the same manner as current Academic Reports (Teacher) comments print variables. Apply these in the usual way as needed.

**{{SUMMATION\_STUDENT\_VOICE}}**

*Print Templates only. Returns the student's Student Voice summation comment. Use only where there is NO classSection.*

**{{COURSE\_STUDENT\_VOICE}}**

*Print Templates only. Returns the student's Student Voice course comment. Use only in a classSection.*

© 2021 Edumate